

\$65.65 per share

CLASS A | AIP 101
As of December 31, 2018

FUND PROFILE

Inception Date:	November 1, 2013
Minimum Investment:	\$25,000
Management Fee:	Class A - 2% Trailer Fee - 1%
Performance Fee:	20% ³
Pricing:	Monthly
Distribution Frequency:	Made quarterly and automatically reinvested
RRSP Eligible:	No

RISK RATING

The risk rating of this fund is high.



Generally, the rating is based on how much the Fund's returns have changed from year to year. It doesn't tell you how volatile the Fund will be in the future. The rating can change over time. A fund with a low risk rating can still lose money.

GET IN TOUCH

For more information about the AIP Global Macro LP, please contact:

Karim Mecklai, VP Sales at 416 877 3153 or via email at karim@aipassetmanagement.com
Denis Stolyarov, Inside Sales via email at denis@aipassetmanagement.com

¹Please refer to the "INVESTMENT OBJECTIVE AND STRATEGIES OF THE PARTNERSHIP" section of the Offering Memorandum (OM) for more detailed information regarding the Fund's investment objective and strategies.

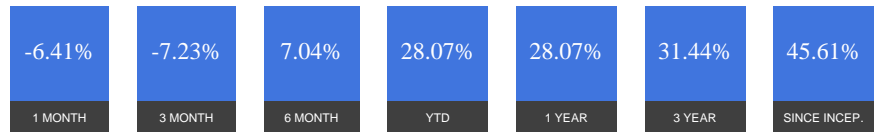
²The indicated rates of return are the historical annual compounded total returns including changes in share value and reinvestment of all dividends. Please refer to the Disclaimer for additional information.

³A performance fee will be paid quarterly on the last business day of each calendar quarter (each a "Performance Valuation Date"). The performance fee will be equal to 20% of the increase in the net asset value of each Unit (the "Net Asset Value per Unit") from the previous High Water Mark for such Unit. The "High Water Mark" for a Unit issued more than 12 months before the Performance Valuation Date is the highest Net Asset Value per Unit on each of the four previous Performance Valuation Dates. The "High Water Mark" for a Unit issued less than 12 months before the Performance Valuation Date is the highest of the Net Asset Value per Unit on the date of issuance of the Unit and on each subsequent Performance Valuation Date, if any, prior to the Performance Valuation Date on which the Performance Amount is to be paid.

STRATEGY

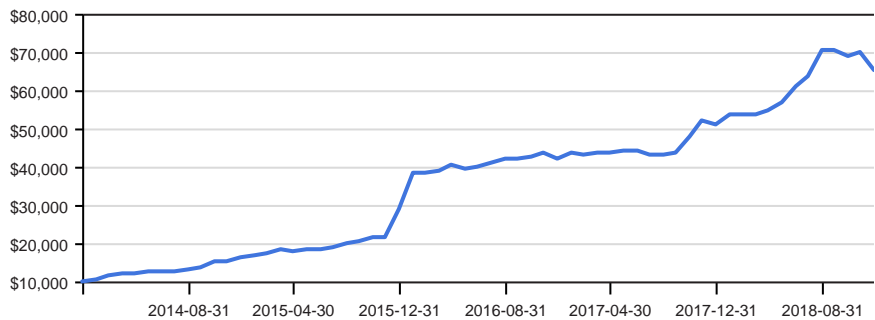
The investment objective of the Fund is to generate superior returns through the investment in alternative strategies that the Advisor believes have the potential to provide substantial upside. The Advisor adheres to socially responsible investing on a best efforts basis and has a broad mandate of identifying attractive investment opportunities that include, but are not limited to, seed capital, small capitalization investments, private placement investments, and debt instruments, including convertible debt instruments. The Fund may invest in securities that are generally more volatile in nature with limited or no liquidity. ¹

HISTORICAL PERFORMANCE ²



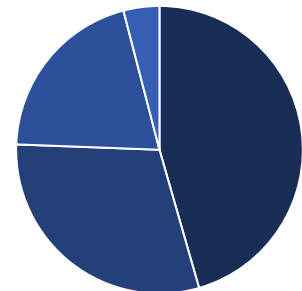
	JAN	FEB	MAR	APR	MAY	JUN	JUL	AUG	SEP	OCT	NOV	DEC	YTD
2014	6.60	6.90	5.00	0.70	2.80	0.50	0.40	6.50	2.70	10.60	2.40	5.16	62.81
2015	4.70	2.30	5.00	-1.50	0.80	2.30	2.50	3.60	4.20	3.60	0.80	34.12	77.04
2016	33.20	-0.60	1.90	3.60	-2.30	1.50	2.50	2.40	0.10	1.00	3.40	-3.82	46.28
2017	3.26	-0.41	0.53	0.64	1.36	-0.18	-2.88	-0.09	1.99	8.53	9.36	-1.99	21.20
2018	5.41	-0.46	0.52	1.49	4.28	7.19	4.57	10.70	-0.34	-2.40	1.56	-6.41	28.07

GROWTH OF \$10,000 INVESTED



ASSET ALLOCATION

- Foreign Bonds 46%
- Domestic Bonds 30%
- Equities 20%
- Cash 4%



Welcome to the AIP Family.



As of December 31, 2018

