

**\$13.12** per share

CLASS F | AIP 501  
As of August 31, 2018

## FUND PROFILE

Inception Date:	March 18, 2016
Minimum Investment:	\$1,000
Management Fee:	Class A - 2.25% Class F - 1.25%
Performance Fee:	20%
Pricing:	Daily
Distribution Frequency:	Annually
RRSP Eligible:	Yes

## RISK RATING

The risk rating of this fund is medium.

LOW MEDIUM TO LOW MEDIUM MEDIUM TO HIGH HIGH

This fund is suitable for investors who have a medium risk tolerance.

## GET IN TOUCH

For more information about the AIP Global Macro Fund, please contact:  
Karim Mecklai, VP Sales at 416 877 3153 or via email at [karim@aipassetmanagement.com](mailto:karim@aipassetmanagement.com)  
Stephanie Chong, Inside Sales at 416 601 0808 or via email at [stephanie@aipassetmanagement.com](mailto:stephanie@aipassetmanagement.com)

<sup>1</sup> Refer to simplified prospectus for disclosures available on [sedar.com](http://sedar.com).

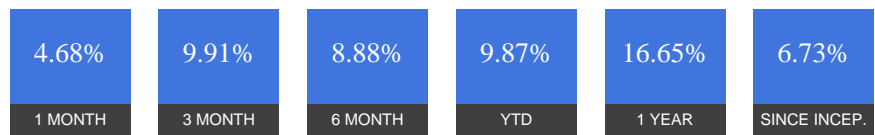
<sup>2</sup> Includes special situations within each asset class.

## STRATEGY

The Portfolio Advisor utilizes an approach that analyzes global macroeconomic data and market trends to identify key investment themes and the fixed income, equities and currencies that will benefit from such themes.

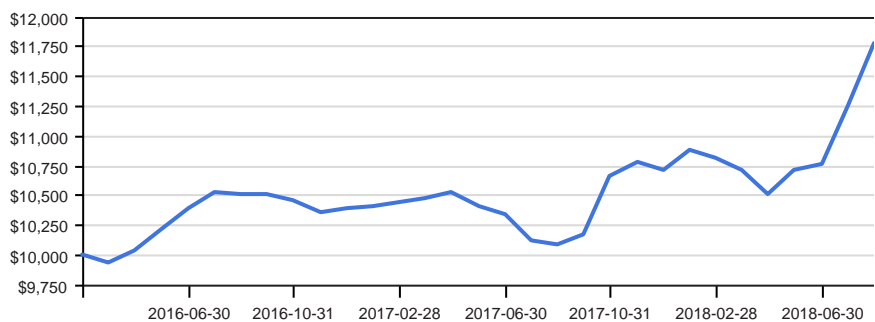
Once clear investment themes have been identified, the Portfolio Advisor uses bottom-up investment analysis to identify the best securities in which to invest to benefit from the macroeconomic themes that are identified. The Portfolio Advisor will also have an overall market view, and can be substantially in cash, should they assess market risks to be prevalent. <sup>1</sup>

## HISTORICAL PERFORMANCE



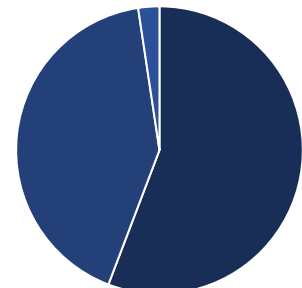
	JAN	FEB	MAR	APR	MAY	JUN	JUL	AUG	SEP	OCT	NOV	DEC	YTD
<b>2016</b>	-	-	-0.72	1.08	1.88	1.58	1.38	-0.17	-0.09	-0.43	-1.03	0.30	3.81
<b>2017</b>	0.18	0.40	0.33	0.47	-1.07	-0.69	-2.17	-0.27	0.71	4.85	1.09	-0.54	3.20
<b>2018</b>	1.55	-0.63	-0.89	-1.87	1.85	0.40	4.57	4.68	-	-	-	-	9.87

## GROWTH OF \$10,000 INVESTED (F CLASS)



## ASSET ALLOCATION <sup>2</sup>

- Equities 56%
- Government Bonds 42%
- Corporate Bonds 2%



Welcome to the AIP Family.

Disclaimer: Commissions, trailing commissions, management fees and expenses may be associated with mutual fund investments. Please read the AIP Asset Management simplified prospectus before investing. The indicated rates of return are the historical annual compounded total returns net of fees including changes in unit value and reinvestment of all distributions. Mutual funds are not guaranteed, their values change frequently and past performance may not be repeated.



As of August 31, 2018

