

\$10.99 per share

CLASS F | AIP 601
As of July 31, 2018

FUND PROFILE

Inception Date:	March 18, 2016
Minimum Investment:	\$1,000
Management Fee:	1%
Performance Fee:	20%
Pricing:	Daily
Distribution Frequency:	Monthly (\$0.05/unit/month)
RRSP Eligible:	Yes

RISK RATING

The risk rating of this fund is medium to low.

LOW MEDIUM TO LOW MEDIUM MEDIUM TO HIGH HIGH

Generally, the rating is based on how much the Fund's returns have changed from year to year. It doesn't tell you how volatile the Fund will be in the future. The rating can change over time. A fund with a low risk rating can still lose money.

GET IN TOUCH

For more information about the AIP Enhanced Income Class, please contact:

Karim Mecklai, VP Sales at 416 877 3153 or via email at karim@aipassetmanagement.com

Stephanie Chong, Inside Sales at 416 601 0808 or via email at stephanie@aipassetmanagement.com

¹ Refer to simplified prospectus on sedar.com

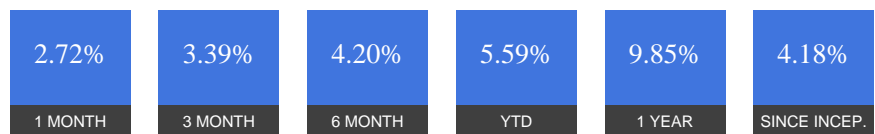
² Includes special situations within each asset class.

STRATEGY

AIP's Canadian Enhanced Income Fund utilizes a top-down approach to set asset allocation and a bottom-up approach in order to set individual security selection. The portfolio manager will seek to identify and select for the fund the best risk return opportunities across the capitalization spectrum.

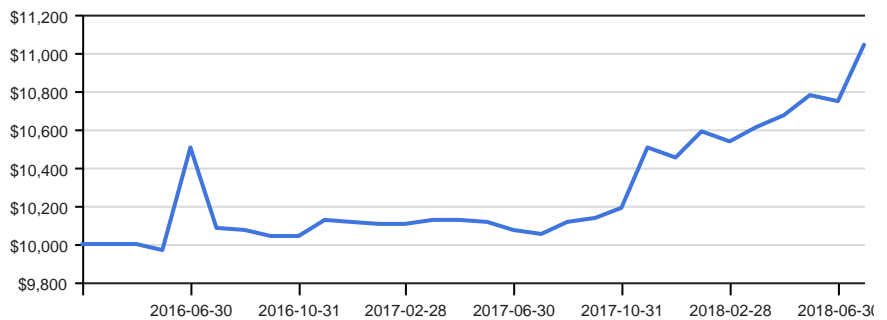
The fund may invest its assets in foreign securities in a manner consistent with its investment objective. The fund may also invest up to 10% of its assets in special situation/private credit investments. The goal for the special situation investments is to generate uncorrelated returns for the fund.¹

HISTORICAL PERFORMANCE



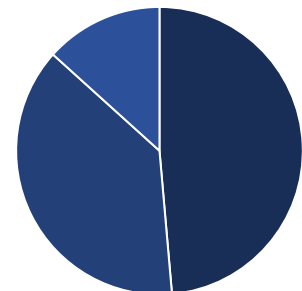
	JAN	FEB	MAR	APR	MAY	JUN	JUL	AUG	SEP	OCT	NOV	DEC	YTD
2016	-	-	0.00	0.00	-0.30	5.32	-4.00	-0.10	-0.30	0.00	0.90	-0.10	1.20
2017	-0.10	0.00	0.20	0.00	-0.10	-0.49	-0.20	0.70	0.20	0.49	3.06	-0.45	3.31
2018	1.33	-0.54	0.67	0.66	0.91	-0.26	2.72	-	-	-	-	-	5.59

GROWTH OF \$10,000 INVESTED (F CLASS)



ASSET ALLOCATION ²

- Cash 49%
- Domestic Bonds 38%
- Equities 13%



Welcome to the AIP Family.

Disclaimer: Commissions, trailing commissions, management fees and expenses may be associated with mutual fund investments. Please read the AIP Asset Management simplified prospectus before investing. The indicated rates of return are the historical annual compounded total returns net of fees including changes in unit value and reinvestment of all distributions. Mutual funds are not guaranteed, their values change frequently and past performance may not be repeated.



As of July 31, 2018

